



---

---

**USER GUIDE & HELP DOCUMENT**

---

---

***USWBSI-NFO***

**EPS System  
for Reviewers  
of Pre-Proposals**

***October, 2011  
Version 6.0***

# Table of Contents

## **Review of FY12 Pre-Proposals**

Introduction.....	1
-------------------	---

## **Using the Electronic Pre-Proposal Submission (EPS) System**

Logging into the EPS System.....	1
Overview of Navigating the EPS System.....	1
Viewing Pre-Proposals .....	2
EPS Quicklinks .....	3
Supporting Documents .....	3
Exiting EPS System.....	4
Questions .....	4

# Review of FY12 Pre-Proposals

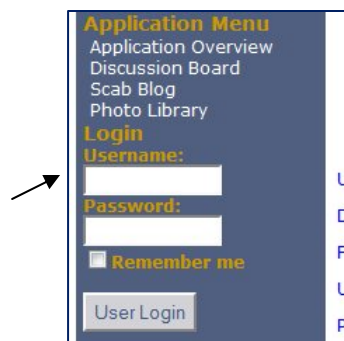
## Introduction

Once you have a User Account along, you can begin using the EPS System to access the electronic versions of the FY12 Pre-Proposals. This publication is intended as a general reference guide.

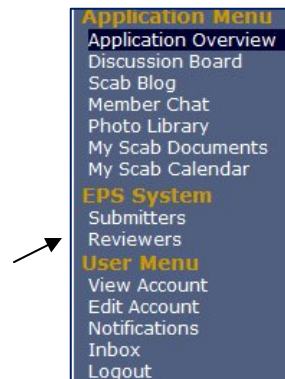
## Using the EPS System

### Logging into the EPS System

To access the Reviewers section of the USWBSI's Electronic Pre-Proposal Submission (EPS) System, you must first login at the USWBSI's Home Page (<http://scabusa.org/home>). Next, enter your Username and Password into the login fields and click on 'User Login' button or hit the 'Enter' key (see figure 1a).



**Figure 1a.** USWBSI's Electronic Pre-Proposal Submission (EPS) System Login Screen



**Figure 1b.** Links for EPS System

Then click on 'Reviewers' (see arrow in Figure 1a) under the EPS System application.

### Overview of Navigating the EPS System

You have now entered the main page from where you can easily access FY12 pre-proposal(s) and supporting documents (Current and Pending Support, CV and Publication Lists, FY10 Final Performance Reports and FY11 Final USWBSI Funded Grants). The Pre-proposals will be displayed under the 'FY12 Review Sections' (see Figure 2).

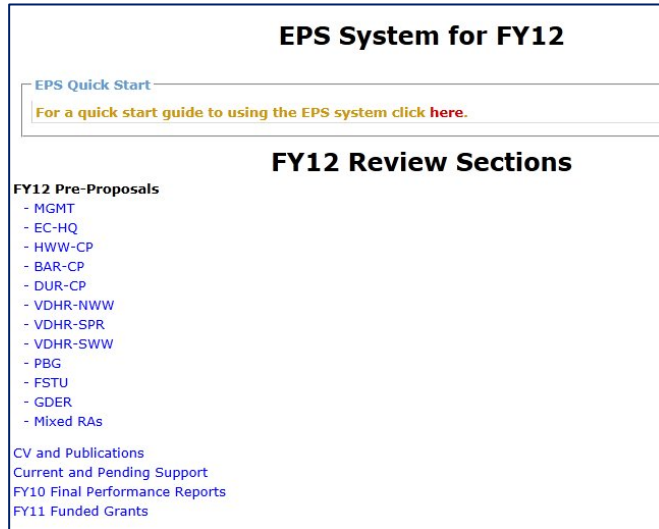


Figure 2. Reviewer's Home Page showing link to MGMT pre-proposals and supporting documents.

### Viewing Pre-Proposals

On the 'EPS Reivewer Page', click on the research area (see arrow in Figure 2) to see the list of pre-proposals submitted to this area (Figure 3).



Figure 3. Arrow indicating what to click on in order to open/view PDF file of pre-proposal.

Next, click on the 'Pre-Proposal ID' (see arrow in Figure 3) and then the 'Pre-Proposal' to view the document.



Figure 4. Arrow indicating what to click on in order to view a specific pre-proposal.

Depending on your browser's settings, the file (shown in Figure 5) will open in a new browser window or tab, or will open in the same browser window. If it opens in the same browser window, click the 'Back Arrow' in your browser to return to the previous page. Repeat these steps to view each pre-proposal.

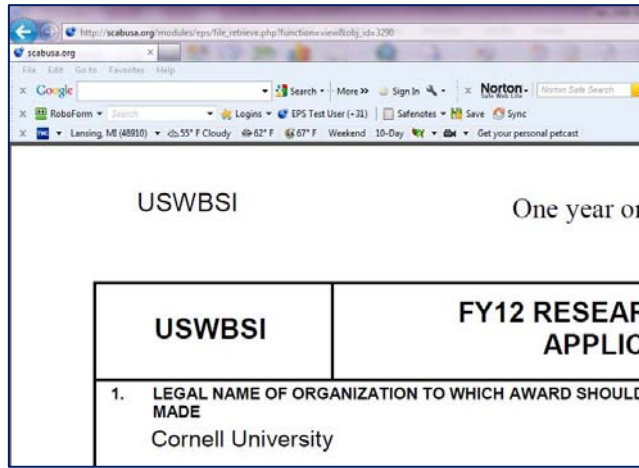


Figure 5. Open PDF file containing Pre-Proposal.

### EPS Quick Links

To return to the main Review page click on 'EPS Status Page' under the Main Menu links (see Figure 6).

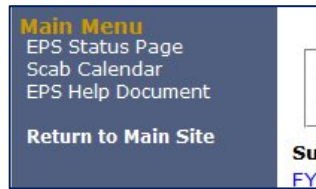


Figure 6. Click on 'EPS Status Page' to return to Review Home Page.

Repeat these steps to view each pre-proposal you are assigned to review.

### Supporting Documents

The following supporting documents are accessible from the 'EPS Reviewer Page' (see Figure 7):

- Current and Pending Support Forms
- CV and Publication Lists
- FY10 Final Performance Reports
- FY11 Funded Grants



Figure 7. Links to supporting documents.

Both individual Current and Pending Support (CPS) forms and CV and Publication (CV-Pubs) lists are organized by 'First Name Last Name'. To access someone's CPS or CV-Pubs, click on the component (see arrow Figure 7), and then locate and click on the individual's name (see Figure 8). The PDF file will open in a new browser tab or window.



Figure 8. List of (and links to) Individual CV and Publications.

Both the FY10 Final Performance Reports and the FY11 Funded Grants are ordered by the PIs' Last Name as indicated in Figure 9.

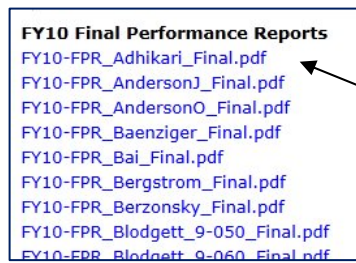


Figure 9. List of (and links to) Individual FY10 Final Performance Reports.

When done viewing file, close tab or browser window. Repeat these steps to access each FY10 Final Performance Report or FY11 Funded Grant.

**Exiting EPS System**

When you are ready to leave the EPS System, click on 'Return to Main Site' on the left side links, and then click on 'Logout' above the 'Search' box on the left side links on the USWBSI's Home Page (see Figure 10).

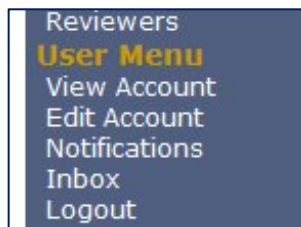


Figure 10. User's Logout

**Questions?**

Contact the Networking and Facilitation Office at 517-290-5023 or by e-mail at [scabusa@scabusa.org](mailto:scabusa@scabusa.org) if you have any questions or experience problems using the EPS System.